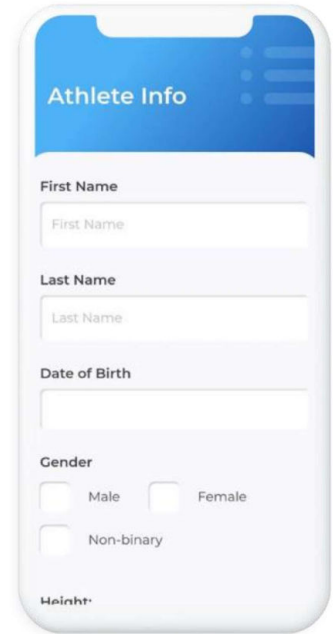
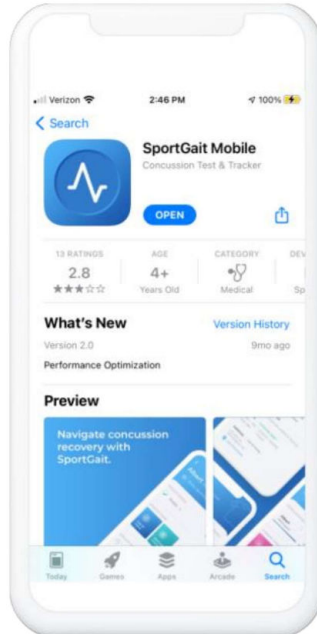


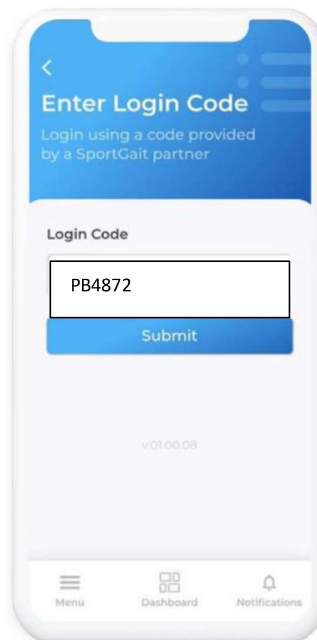
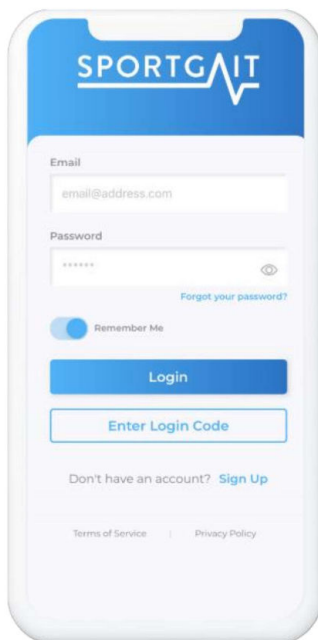
How to Complete a Baseline at Home

Follow the instructions below to complete your SportGait Baseline at home.



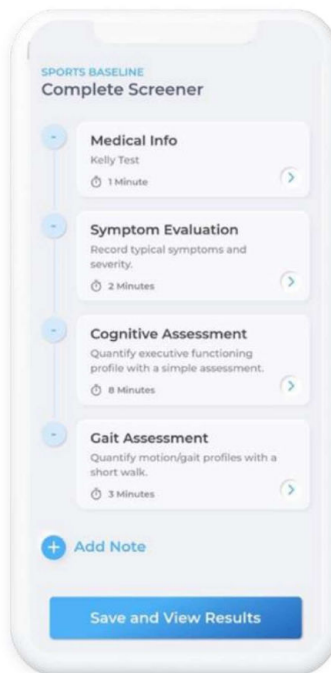
- 1 Scan QR code with the camera on your smartphone and click the link.
- 2 This will direct you to your app store to download and open the SportGait Mobile app.
- 3 When you open the app, it should automatically open the Athlete Info page.

If the Athlete Info page does not automatically open, **DO NOT** click "Sign Up".
Click Enter Login Code and enter the code: **PB4872**

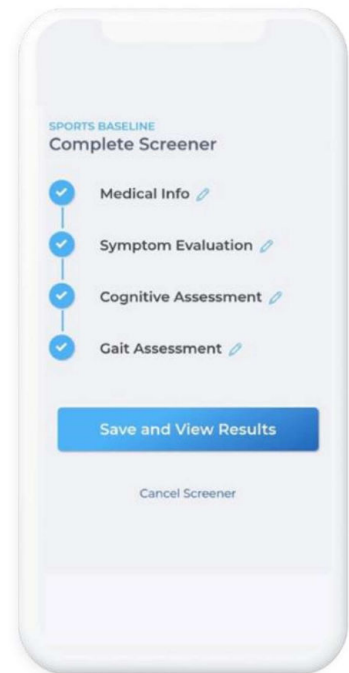




- 4** On the Page, fill in the athlete's: **Athlete info information and click Save and Continue.**



- 5** The athlete will click through to complete each section of the Baseline Screener: Medical info, symptoms evaluation, cognitive assessment, Gait assessment.



- 6** When finished click "Save and View results".

If you have any questions, contact your SportGait connected healthcare provider.

Healthcare Provider Name: SportsSafe: Concussion.Brain.Body

Healthcare Provider Email: provider@sportssafecbb.com

Healthcare Provider Phone Number: 512-814-1616